



# PEDDY PAPER

DISCOVER OUR SCHOOL

4. March.2024



Portugal Meeting - "Success for every Child in the virtual world and inclusion in the real world"



Co-funded by the  
Erasmus+ Programme  
of the European Union



signs of ... being brought

na



**WRITE YOUR NICKNAME TEAM**

---

---

---

**NAMES AND COUNTRY**

---

---

---

---

---

---

---

---

---

---

---

---

---

---

---

---

---

---

---

---

---

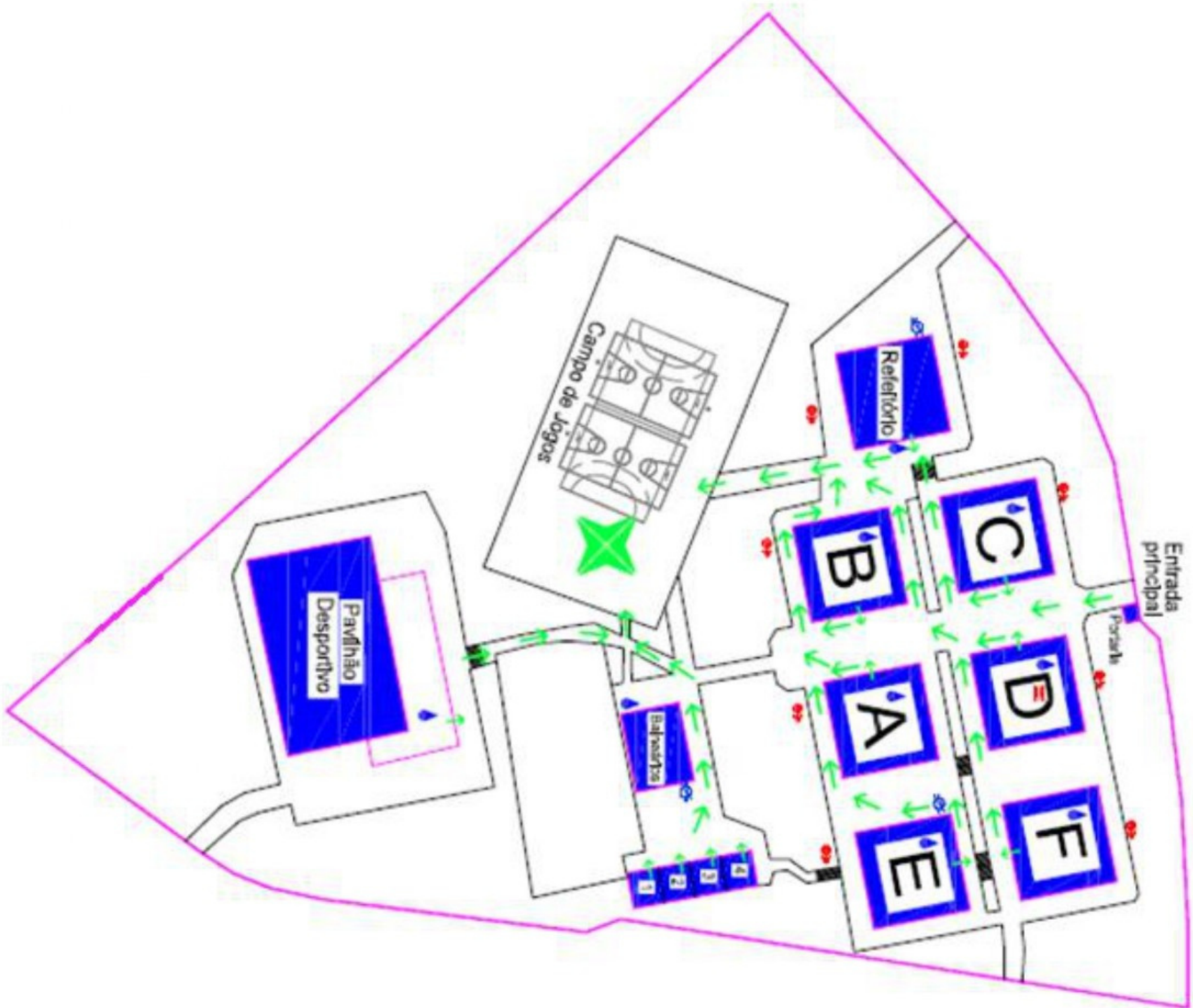
---

---

---



Are you ready and excited?  
Our starting point is the Library!




Mark with an X at the entrance to Pavilion D.

The challenge starts here!

Up the stairs and into the library!

### 1. WHERE IS THE KEY?

- In the library, on shelves classes 1/2, look for the key to open the box.
- Read the clue and follow the instructions.
- Paste your clue here.



Mark on the map the route you will take to the next location.

## 2. WHO AM I ?

On the cardboard:

- Mark your fingerprint
- Your name
- Your country and city
- write identify teel of your personality



## 3. WHO IS THE PAINTER?

---



Leave the Pavilion A. Go downstairs, turn right and find the pavilion with the letter F  
Mark on the map the route you will take to the next location.

You're in the Science Pavilion. What can you do here?

## 4.TRY IT AND FIND OUT!

### Experiment material:

Pepper, water, cotton swab with soap, magnesium tape.  
Follow the instructions to do the experience.



Write your conclusion here

Write your conclusion here

---



---



---

Leave this pavillion and go to pavillion E.  
Mark on the map the route you will take to the next location.  
You're in the Chemistry Pavillion.

## 5.TRY IT AND FIND OUT!

Tabela Periódica																		Imprimir (PDF)	
1 H																	2 He		
3 Li	4 Be	A Tabela Periódica é um modelo que agrupa todos os elementos químicos conhecidos e suas propriedades. Eles estão organizados em ordem crescente correspondente aos números atômicos (número de prótons).										5 B	6 C	7 N	8 O	9 F	10 Ne		
11 Na	12 Mg											13 Al	14 Si	15 P	16 S	17 Cl	18 Ar		
19 K	20 Ca	21 Sc	22 Ti	23 V	24 Cr	25 Mn	26 Fe	27 Co	28 Ni	29 Cu	30 Zn	31 Ga	32 Ge	33 As	34 Se	35 Br	36 Kr		
37 Rb	38 Sr	39 Y	40 Zr	41 Nb	42 Mo	43 Tc	44 Ru	45 Rh	46 Pd	47 Ag	48 Cd	49 In	50 Sn	51 Sb	52 Te	53 I	54 Xe		
55 Cs	56 Ba	57-71	72 Hf	73 Ta	74 W	75 Re	76 Os	77 Ir	78 Pt	79 Au	80 Hg	81 Tl	82 Pb	83 Bi	84 Po	85 At	86 Rn		
87 Fr	88 Ra	89-103	104 Rf	105 Db	106 Sg	107 Bh	108 Hs	109 Mt	110 Ds	111 Rg	112 Cn	113 Nh	114 Fl	115 Mc	116 Lv	117 Ts	118 Og		
		57 La		58 Ce	59 Pr	60 Nd	61 Pm	62 Sm	63 Eu	64 Gd	65 Tb	66 Dy	67 Ho	68 Er	69 Tm	70 Yb	71 Lu		
		89 Ac		90 Th	91 Pa	92 U	93 Np	94 Pu	95 Am	96 Cm	97 Bk	98 Cf	99 Es	100 Fm	101 Md	102 No	103 Lr		

Find the word with the clue:

68+33+M+92+16

---

Go ahead and discover the school's most colourful pavilion.  
Mark on the map the route you will take to the next location.  
You're in the Art Pavilion.

### 6.FIND THE FRIED EGG!

Enjoy the illustrations made by the students.  
Find out where the fried egg is?

Where can you eat a fried egg?\_\_\_\_\_



Mark on the map the route you will take to the next location.

### 7.TAKE YOUR FOTO

Choose your props and take a group photo.

Send the photo via WhatsApp - **PORTUGAL MEETING.**




Go straight ahead to Pavillion C.

### 8. WHAT DOES IT MEAN TO YOU?

Discover this painting.  
What does it mean to you? Write it down here.

Handwriting practice area with five horizontal lines on a light brown background.



### 9. LET´S PLAY

To finish off, you'll play two traditional games:  
human rope and tin cans



### 10. EVALUATE THE ACTIVITY

How do you feel? Mark with an X the smiley that best represents the way you feel.

